

Anti-Virus Comparative



Performance test (AV Products)

Impact of Anti-Virus Software on System Performance

Language: English

October 2012

Last Revision: 19th October 2012

www.av-comparatives.org

Table of Contents



1. Introduction	3
2. Tested products	3
3. Test methods	4
4. Side notes and comments	5
5. Test cases	7
6. Test results	8
7. Award levels reached in this test	12
8. Copyright and Disclaimer	13



Introduction

We want to make clear that the results in this report are intended to give only an indication of the impact on system performance (mainly by the real-time/on-access components) of the various Anti-Virus products in these specific tests. Users are encouraged to try out the software on their own PC's and form an opinion based on their own observations.

Tested products

The following products were evaluated (with default settings) in this test¹:

avast! Free Antivirus 7.0	GFI Vipre Antivirus 2013
AVG Anti-Virus 2013	Kaspersky Anti-Virus 2013
AVIRA Antivirus Premium 2013	McAfee AntiVirus Plus 2013
Bitdefender Antivirus Plus 2013	Microsoft Security Essentials 4.0
BullGuard Antivirus 2013	Panda Cloud Antivirus Free 2.0.1
eScan Anti-Virus 11	PC Tools Spyware Doctor with Antivirus 9.0
ESET NOD32 Antivirus 5.2	Qihoo 360 Antivirus 3.0
Fortinet FortiClient Lite 4.3	Sophos Endpoint Security 10
F-Secure Anti-Virus 2013	Trend Micro Titanium Antivirus Plus 2013
G DATA AntiVirus 2013	Webroot SecureAnywhere Antivirus 2013

Please note that the results in this report apply only to the products/versions listed above (e.g. 64-Bit versions, product version, etc.). Also, keep in mind that different vendors offer different (and differing quantities of) features in their products.

The following activities/tests were performed under an up-to-date Windows 7 Professional SP1 64-Bit:

- File copying
- Archiving / Unarchiving
- Encoding / Transcoding
- Installing / Uninstalling applications
- Launching applications
- Downloading files
- PC Mark 7 v1.0.4 Professional Testing Suite

¹ We used the latest available product versions available at time of testing (end of September 2012).

Test methods

The tests were performed on an Intel Core i5 750 machine with 4GB of RAM and SATAII hard disks. The performance tests were done on a clean and fully updated Windows 7 Professional SP1 64 Bit system (English) and then with the installed Anti-Virus software (with default settings). The tests have been done with an active internet connection to simulate real world impact of cloud services/features.

The hard disks were defragmented before starting the various tests, and care was taken to minimize other factors that could influence the measurements and/or comparability of the systems. Optimizing processes/fingerprinting used by the products were also considered – this means that the results represent the impact on a system which has already been used by the user for a while. The tests were repeated several times (with and without fingerprinting) in order to get mean values and filter out measurement errors. After each run the workstation was defragmented and rebooted. We simulated various file operations that a computer user would execute: copying² different types of clean files from one place to another, archiving and unarchiving files, encoding and transcoding³ audio and video files, converting DVD-Files to iPod format, downloading files from Internet, launching applications, etc. We also used a third-party industry recognized performance testing suite (PC Mark 7 Professional) to measure the system impact during real-world product usage. Readers are invited to evaluate the various products themselves, to see how they impact on their systems (such as software conflicts and/or user preferences, as well as different system configurations that may lead to varying results).

Security products need to load on systems at an early stage to provide security from the very beginning – this load has some impact on the time needed for a system to start up. Measuring boot times accurately is challenging. The most significant issue is to define exactly when the system is fully started, as many operating environments may continue to perform start-up activities for some time after the system appears responsive to the user. It is also important to consider when the protection provided by the security solution being tested is fully active, as this could be a useful measure of boot completion as far as the security solution is concerned. Some Anti-Virus products are loading their services very late (even minutes later) at boot (users may notice that after some time that the system loaded, the system gets very slow for some moments), so the system looks like loading very fast, but it just loads its services later and makes the system also insecure/vulnerable. As we do not want to support such activities, we still do not measure boot times.

² We used around 5GB of data consisting of various file types and sizes (pictures, movies, audio files, various MS Office documents, PDF files, applications/executables, Microsoft Windows 7 system files, archives, etc.).

³ Converting MP3 files to WAV, MP3 to WMA, AVI to MPG and MPG to AVI, as well as iPod format

Side notes and comments

The on-access/real-time scanner component of Anti-Virus software runs as a background process to check all files that are accessed, in order to protect the system continuously against malware threats. For example, on-access scanners scan files as soon as they are accessed, while (e.g.) behaviour-blockers add a different layer of protection and monitor what the file does when it is already executed/running. The services and processes that run in the background to do these tasks also require and use system resources. Suite products have usually a higher impact on system performance than Anti-Virus-only products, as more services/features are included and running in the background.

Security products need to be active deep in the system in order to protect it and e.g. to scan processes and so on that are already active during the system start-up, to identify rootkits and other malware. Those procedures add some extra time and thus a delay in system boot/start up.

If a product takes up too many system resources, users get annoyed and may either disable or uninstall some essential protective features (and considerably compromise the security of their system) or may switch to security software that is less resource-hungry. Therefore, it is important not only that Anti-Virus software provides high detection rates and good protection against malware, but also that it does not degrade system performance or trouble users.

While this report looks at how much impact various Internet Security products have on system performance, it is not always the security software the main factor responsible for a slow system. Other factors also play a role, and if users follow some simple rules, system performance can be improved noticeably. The next sections address some of the other factors that may play a part.

A few common problems observed on some user PCs:

- **Old hardware:** If a PC already runs at a snail's pace because it has ten-year-old hardware, using modern (security) software may make it unusable.
 - o If possible, buy a new PC that at least meets the minimum recommended requirements of the software you want to use. Multi-Core processors are preferable.
 - o Adding more RAM does not hurt. If you use Windows XP or Windows 7, you should use a minimum of 2GB of RAM. If you use Vista switch to Windows 7. 64-Bit systems are preferable, as especially software which is optimized for such systems will run faster.
 - o Make sure you have only ONE Anti-Virus program with real-time protection. If your new PC came with a trial Anti-Virus program, remove this before installing a different AV program.

- **Keep all your software up-to-date:** Using an Anti-Virus version from e.g. 2010 does not protect you as well as the newer version would, even though you may still be able to update the signatures. Please visit <http://update.microsoft.com> regularly and keep your operating system up-to-date by installing the recommended patches. Any software can have vulnerabilities and bugs, so keep all the software installed on your PC up-to-date: this will not only protect you against many exploits and vulnerabilities, but also give you any other application improvements that have been introduced.

- **Clean up the content of your hard disk:**
 - o If your hard disk is almost full, your system performance will suffer accordingly. Leave at least 20% of your disk space free and move your movies and other infrequently accessed files to another (external) disk. If money is not an issue, consider buying solid state drives (SSDs).
 - o Uninstall unneeded software. Often, the slowdown that users notice after installing an Anti-Virus product is due to other software on the PC running in the background (that is, due to software conflicts or heavy file access by other programs, each access requiring anti-virus scanning).
 - o Remove unneeded entries/shortcuts from the Autostart/start-up folder in the program menu
 - o if your PC is already messed up by residual files and registry entries left over by hundreds of applications you installed and uninstalled after trying them out over the past years, re-install a clean operating system and install only software you really need (fewer software installations, fewer potential vulnerabilities and conflicts, and so on) and use e.g. an image/backup tool in order to ensure that you do not have to reinstall everything manually in future.

- **Defragment your hard disks regularly:** A fragmented hard disk can have a very big impact on system performance as well as considerably increasing the time needed to boot up the system.

- **Fingerprinting/Optimization:** most Anti-Virus products use various technologies to decrease their impact on system performance. Fingerprinting is such a technology, where already scanned files do not get rescanned again for a while (or more rarely) or are whitelisted. This increases the speed considerably (esp. after some time the PC was used), but also adds some little potential risk, as not all files are scanned anymore. It is up to the user to decide what to prefer. We suggest performing regularly a full-system scan (to be sure that all files are at least currently found as clean and to further optimize the fingerprinting).

- **Be patient:** a delay of a few additional seconds due to Anti-Virus is not necessarily a big deal. However, if even with the suggestions above the performance of your PC still annoys you, for instance, after you have installed the Anti-Virus you should consider trying out another Anti-Virus product. (If you only notice a slow-down after using the Anti-Virus for a long time, there are probably other factors behind the slowdown). Never reduce your security by disabling essential protection features, just in the hope of gaining a slightly faster PC!

Test cases

File copying

Some Anti-Virus products do not scan all kind of files by design/default (e.g. based on their file extensions), or use fingerprinting technologies, which may skip already scanned files in order to increase the speed (see comments on page 6). We copied a set of various common file types from one physical hard disk to another physical hard disk.

Archiving and unarchiving

Archives are commonly used for file storage, and the impact of Anti-Virus software on the time taken to create new archives or to unarchive files from existing archives may be of interest for most users. We archived a set of different file types which are widespread at home and office workstations from one physical hard disk to another physical hard disk and unzipped them after this again on a third physical hard disk. The results already consider the fingerprinting/optimization technologies of the Anti-Virus products, as most users usually make archives of files they have on their disk.

Encoding/transcoding

Music files are often stored and converted on home systems, and converting such files takes system resources. Due that, many home users may be interested to know if their Anti-Virus product imposes a slowdown while converting multimedia files from one format to another. We encoded and transcoded some multimedia files with FFmpeg, and for the iPod conversion we used HandBrakeCLI. The impact during FFmpeg and iPod converting was almost the same.

Installing/uninstalling applications

We installed several programs with MSI installers, and then uninstalled them and measured how long it took. We did not consider fingerprinting, because usually an application is only installed once.

Launching applications

Office document files and PDF files are very common. We opened some large document files in Microsoft Office (and closed it) and some large PDF files in Adobe Acrobat Reader (and closed it). Before each opening, the workstation was rebooted. The time taken for the viewer or editor application to open and a document to be displayed was measured. Although we list the results for the first opening and the subsequent openings, we consider the subsequent openings more important, as normally this operation is done several times by users, and optimization features of the Anti-Virus products take place, minimizing their impact on the systems.

Downloading files

Files are downloaded from the internet using Internet Explorer.

Test results

These specific test results show the impact on system performance that Anti-Virus products have, compared to the other tested Anti-Virus products. The reported data just give an indication and are not necessarily applicable in all circumstances, as too many factors can play an additional part.

As we noticed that delivering percentages get easily misinterpreted by users (as well as misused by marketing departments or the press) and percentages would need adjustments when other hardware specifications are being used, we grouped the percentage results by clustering them.

The impact within those categories does not statistically differ, also considering error measurements. The testers defined the categories by consulting statistical methods like hierarchal clustering and taking into consideration what would be noticed from user's perspective or compared to the impact of the other security products.

Note: As the single performance results (page 9) are built using clusters, if some products are faster/slower than others this reflects in the results. Due to that, the results cannot be directly compared with results from previous tests, as they can only be compared within the test. This means that it would be wrong to state that a product got slower (in some areas) compared to last year, while it would be correct to state that a product was (within the test) slower than those in the higher category.

Overview of single AV-C performance scores

Vendor	File copying		Archiving/ unarchiving	Installing/ uninstalling applications	Encoding/ transcoding	Launching applications				Downloading files
	On first run	On subsequent runs				Open Word		Open PDF		
						On first run	On subsequent runs	On first run	On subsequent runs	
Avast										
AVG										
AVIRA										
Bitdefender										
BullGuard										
eScan										
ESET										
Fortinet										
F-Secure										
G DATA										
GFI Vipre										
Kaspersky										
McAfee										
Microsoft										
Panda										
PC Tools										
Qihoo										
Sophos										
Trend Micro										
Webroot										

Key: slow mediocre fast very fast



PC Mark Tests

In order to provide an industry-recognized performance test, we used the PC Mark 7 Professional Edition⁴ testing suite. Users using PC Mark 7 should take care to minimize all external factors which could affect the testing suite and follow strictly at least the considerations/suggestions documented inside the PC Mark manual, in order to get consistent and valid/useful results. Furthermore, the tests should be repeated several times to verify them. For more information about the various consumer scenarios tests included in PC Mark, please read the whitepaper on their website⁵.

“Without AV” is tested on a baseline⁶ system, which scores 100 points in the PC Mark test.

	PC Mark points
<i>without AV</i>	100
Webroot	99,8
ESET	99,7
F-Secure	99,6
Sophos	99,5
Avast	99,3
Avira	99,3
Microsoft	99,3
Qihoo	99,3
AVG	98,8
Panda	98,8
BitDefender	98,7
Kaspersky	98,1
Fortinet	97,9
eScan	97,8
McAfee	97,8
G DATA	97,7
GFI Vipre	97,4
Trend Micro	95,8
BullGuard	95,7
PC Tools	95,3

⁴ For more information, see <http://www.pcmark.com/benchmarks/pcmark7/>

⁵ http://www.pcmark.com/wp-content/uploads/2011/05/PCMark7_Whitepaper.pdf (PDF)

⁶ Baseline system: Intel Core i5 750 machine with 4GB RAM, ATI Radeon HD4300 (512 MB)

Summarized results




Users should weight the various subtests according to their needs. We applied a scoring system in order to sum up the various results.

For “file copying” we took the mean values, as well as for “launching applications” (on subsequent runs). Like in previous performance reports, “very fast” gets 15 points, “fast” gets 10 points, “mediocre” gets 5 points and “slow” gets zero points. This leads to the following results:

	AV-C Score	PC Mark Score	TOTAL
Webroot	88	99,8	187,8
ESET	88	99,7	187,7
Avast	88	99,3	187,3
Microsoft	88	99,3	187,3
F-Secure	83	99,6	182,6
Kaspersky	83	98,1	181,1
AVG	81	98,8	179,8
Panda	80	98,8	178,8
McAfee	78	97,8	175,8
AVIRA	76	99,3	175,3
Qihoo	76	99,3	175,3
BitDefender	76	98,7	174,7
Sophos	75	99,5	174,5
eScan	75	97,8	172,8
BullGuard	73	95,7	168,7
Fortinet	68	97,9	165,9
PC Tools	68	95,3	163,3
G DATA	65	97,7	162,7
GFI Vipre	60	97,4	157,4
Trend Micro	58	95,8	153,8

Award levels reached in this test

The following award levels are for the results reached in this performance test report. Please note that the performance test only tells you how much impact an Anti-Virus product may have on a system compared to other Anti-Virus products (please read the note on page 8); it does not tell anything about the effectiveness of the protection a product provides.

AWARDS	PRODUCTS ⁷
	<ul style="list-style-type: none"> ✓ Webroot ✓ ESET ✓ Avast ✓ Microsoft
	<ul style="list-style-type: none"> ✓ F-Secure ✓ Kaspersky ✓ AVG ✓ Panda ✓ McAfee ✓ AVIRA ✓ Qihoo ✓ BitDefender ✓ Sophos ✓ eScan
	<ul style="list-style-type: none"> ✓ BullGuard ✓ Fortinet ✓ PC Tools ✓ G DATA ✓ GFI Vipre ✓ Trend Micro

The above awards have been given based on our assessment of the overall impact results with default settings under Windows 7 Professional SP1 64 Bit.

⁷ We suggest considering products with the same award to be as light as the other products with same award.

Copyright and Disclaimer

This publication is Copyright © 2012 by AV-Comparatives e.V. ®. Any use of the results, etc. in whole or in part, is ONLY permitted if the explicit written agreement of the management board of AV-Comparatives e.V. is given prior to any publication. AV-Comparatives e.V. and its testers cannot be held liable for any damage or loss, which might occur as a result of, or in connection with, the use of the information provided in this paper. We take every possible care to ensure the correctness of the basic data, but no representative of AV-Comparatives e.V. can be held liable for the accuracy of the test results. We do not give any guarantee of the correctness, completeness, or suitability for a specific purpose of any of the information/content provided at any given time. No one else involved in creating, producing or delivering test results shall be liable for any indirect, special or consequential damage, or loss of profits, arising out of, or related to, the use or inability to use, the services provided by the website, test documents or any related data. AV-Comparatives e.V. is a Non-Profit Organization.

AV-Comparatives e.V. (October 2012)